

ChatGPT Cheat Sheet

BUILT ESPECIALLY FOR CHATGPT

ROLES

This is a crucial aspect if you want the most out of ChatGPT, always assign it to a role

- Adventurous Travel Guide
- Innovative Product Designer
- Knowledgeable Historian
- Skilled Chef de Cuisine
- Versatile Language Translator
- Supportive Life Coach
- Resourceful Project Coordinator
- Empathetic Counselor
- Creative Content Writer
- Skillful UX/UI Designer
- Expert Financial Advisor
- Tech-savvy Digital Marketer
- Insightful Market Researcher
- Strategic Business Analyst
- Experienced Wedding Planner
- Agile Agile Product Owner
- Professional Photographer
- Intuitive User Support Specialist
- Dynamic Event Organizer
- Strategic Supply Chain Manager
- Skilled Interior Designer
- Versatile Musician
- Knowledgeable Nutritionist
- Supportive Career Coach
- Resourceful Business Dev Manager
- Empathetic Therapist
- Creative Video Editor
- Analytical Data Scientist
- Innovative Product Manager
- Insightful Market Analyst
- Strategic HR Consultant
- Agile Agile Coach
- Professional Illustrator
- Intuitive UX Researcher
- Expert Legal Advisor
- Tech-savvy SEO Specialist
- Versatile Project Engineer
- Dynamic Social Media Manager

BONUS TIPS

- Define clear objectives.
- Assigning a role is very important to get the most out of chatgpt.
- Try to set restrictions and what to avoid always.
- Give as many details as you can but always try to keep them organized.
- Examples are a good way to give chatgpt an idea on how his answer should be.
- Plugins & Addons add more features, use that to your advantage.

RESTRICTIONS

Language: Use {TYPE} language.
Tone: Maintain a {TYPE} tone.
Sentence Length: e.g: Prefer concise sentences.
Style: Adopt a {TYPE} style.
Sources: e.g: Rely on reputable websites for information.
Names: Replace specific names with a variable placeholder like {Var: Name}.
Output format: e.g: Provide the response in plain text format.

THE MAGIC PROMPT

The key to crafting the **MAGIC PROMPT** is simply by asking and creating an AI that can mimic the behavior of a specific professional or expert, this can greatly enhance its usefulness in providing tailored and specialized answers. By modeling the AI's responses after a professional, it can offer insights, advice, and information in a manner consistent with the expertise of that profession. This approach allows the AI to understand and address the specific needs and concerns of users, providing more accurate and relevant responses.

EXAMPLE #1

Act as a Professional Marketing Consultant...

EXAMPLE #2

You are a Professional Marketing Consultant...

EXAMPLE #3

You will be my Professional Marketing Consultant

STEPS TO BUILD YOURS

1. **Set the context:** Start by specifying the role you want ChatGPT to play. This helps set the expectations and provides a frame of reference for the generated responses.
2. **State the requirements:** Clearly state what you need from ChatGPT, such as a recommendation, solution, or answer. This helps narrow down the focus of the conversation.
3. **Define the task:** Describe the specific task or action that ChatGPT should perform. This provides clarity on the desired outcome.
4. **Provide details:** Specify any additional details or considerations that should be taken into account during the task.
5. **Mention restrictions:** Clearly state any limitations or restrictions that should be followed. This helps avoid generating responses that are not suitable or desired.
6. **Specify the desired format:** Indicate the format or structure in which you would like the final result to be presented. This ensures the generated output aligns with your expectations.
7. **Provide examples:** Include examples to give ChatGPT a reference point and help it understand the type of response you are looking for. This can improve the quality and relevance of the generated answers.

Remember, assigning ChatGPT a specific **role** and providing **clear instructions** through a well-constructed prompt increases the likelihood of obtaining **accurate and useful responses**.

Vocabulary	Description
Act as	The role/character: e.g: professional seo copywriter
Tones	How to speak: friendly, professional, funny...
Clarity	Be clear about what you want
Spefy	Specify your needs without unecessary additions
Details	Give organized details to cover all the prospects
Examples	Examples are important to get exactly what you want
Format	Try to show the format of the result you wish
Avoid	Always set which things it should avoid
Reality	Be realistic about what'll get, ai read your mind
Size	Set the size and number of words of the text you want
Score	Ask it to score its answer & give something that is a 10/10

ChatBots

ChatGPT

Poe

Claude

Image

SeaArt

MidJourney

Stable Diffusion

Video

InVideo

Fliki

Runway

SEO Writing

Copymatic

Copy AI

HyperWrite

Code Writing

Replit AI

CodeSquire

CodeWhisperer

CHATGPT CHECKLIST

- Understand ChatGPT Capabilities.
- Research Top Usefull Prompts.
- Analyze Available Cheat Sheets.
- Research Top Plugins and Add-ons.
- Understand the Basic Guidelines to use ChatGPT.
- Analyze and Build your Own Prompt Structure.
- Set Clear Steps to Build a Prompt.
- Experiment with Different Structures and Prompts.
- Research Available Result Formats.
- Understand how to Set Restrictions.
- Use GPT ChatBots Teams by assigning each to a role and giving one's result to the other one.
- Evaluate, Analyse & Provide Feedback on the Answers Generated by ChatGPT

WHAT'S NEXT?

- Use your knowledge to your advantage
- Complete your tasks with ease
- Offer your knowledge/Expertise as a service online
- Don't stop learning, keep it up

CHROME AI EXTENSIONS

- AnyPicker
- Calendly
- Otter.ai
- Scalenut
- QuillBot
- ChatGPT
- AISEO
- Voila AI
- Compose AI
- Tactiq
- SwiftRead
- Grammarly
- Perplexity AI
- Jasper AI



GPT AI

TONES

- Friendly
- Thrilling
- Exciting
- Adventurous
- Innovative
- Cutting-edge
- Trendsetting
- Revolutionary
- Pioneering
- Trailblazing
- Industrious
- Progressive
- Established
- Stable
- Consistent

WRITING STYLES

- Professional
- Informative
- Educational
- Fact-based
- Testimonial
- Comparative
- Benefit-focused
- Solution-oriented
- Storytelling
- Humorous
- Emotional
- Inviting
- Commanding
- Casual
- Conversational

FORMATS

- Table
- List
- Summary
- Plain text
- JSON
- HTML
- CSV
- XML
- Markdown
- Image
- Audio
- Video
- Bullet Points
- Spreadsheet
- Long Article

USEFULL PLUGINS

- Wolfram
- ScholarAI
- Zapier
- Data Interpreter
- Synthesia
- Noteable
- Webpilot
- ChatWithGit
- Avian
- Show Me Diagrams
- World Bank Data
- Telescope Labs
- AskYourPDF
- Quick Recal
- AI Tool Hunt

ChatGPT CheatSheet

ULTIMATE PROMPT

EXAMPLE

Act as **{ROLE}**, I need a **{SOMETHING}**, and you will **{TASK}**. In the process, you should use **{DETAILS, e.g: formal language, maintain a professional tone, prefer concise sentences, and adopt a Technical writing style}**. Please **{RESTRICTIONS, e.g: rely on reputable websites for info and replace specific names with a variable placeholder like {Var: Name}, also do not use offensive language, biased adjectives, or speculative information}**.

Input the final result in a plain text format.

Here are some examples:

- **examples...**

TASK EXAMPLES

1. **Invent** new cocktail recipes
2. **Create custom** workout routines for specific goals
3. **Design a** virtual reality game concept
4. **Develop a personalized** skincare routine based on skin type and concerns
5. **Curate a personalized** art collection based on individual tastes and preferences
6. **Craft personalized** bedtime stories for children
7. **Generate unique** business name ideas for startups
8. **Create personalized** workout playlists for different exercise intensities
9. **Design a sustainable** and eco-friendly home renovation plan
10. **Generate** plot twists and storylines for a mystery novel
11. **Develop a personalized** self-care routine for mental and emotional well-being
12. **Create personalized** fashion lookbooks for specific occasions or styles
13. **Design a custom** board game with unique rules and gameplay mechanics
14. **Create personalized** travel itineraries for off-the-beaten-path destinations
15. **Develop a customized** meditation practice tailored to individual needs and goals
16. **Generate unique and innovative** product ideas for a specific industry
17. **Design a personalized** productivity system to optimize time management and goal achievement

STEPS

In order to optimize your interactions with ChatGPT, it's crucial to provide clear instructions and set the context for the desired outcomes. This guide highlights key steps to effectively communicate your requirements and maximize the value of ChatGPT's capabilities.

- **Set the context.**
- **State the requirements.**
- **Define the task.**
- **Provide details.**
- **Mention restrictions.**
- **Specify the desired format.**
- **Provide examples.**

By following these steps and providing a well-constructed prompt, you can increase the chances of obtaining accurate and useful responses from ChatGPT.

FORMATS

1. Spreadsheet
2. Long Article
3. Short Paragraph
4. SQL
5. JavaScript
6. CSV
7. MP3
8. Table
9. List
10. Summary
11. Plain text
12. JSON
13. HTML
14. PDF
15. Image, 16. Audio, 17. Video

RESTRICTIONS

1. Language:

e.g: Use formal language.

1. Tone:

e.g: Maintain a professional tone.

1. Sentence Length:

e.g: Prefer concise sentences.

1. Style:

e.g: Adopt a Technical writing style.

1. Sources:

e.g: Rely on reputable websites for information.

1. Names:

e.g: Replace specific names with a variable placeholder like **{Var: Name}**.

1. Output format:

e.g: Provide the response in plain text format.

USEFULL PLUGINS

- Argil AI
- Speak
- LikeWise
- GameSight
- Chance
- Meme Generator
- A+ Doc Maker
- CoderPad
- Sembot
- WebPilot
- Smart Slides
- Ask Your PDF
- Advanced Data Analytics
- Wolfram
- Zapier

ChatGPT CheatSheet

ULTIMATE PROMPT

act as **{ROLE}**, here are my requirements: I need a **{SOMETHING}**, you will **{TASK}** In the process, you should: **{DETAILS}** Please do not: **{RESTRICTIONS}** Input the final result in a **{FORMAT}** Here are some examples:

- example 1
- example 2
- example N

EXAMPLE

act as Wedding Planner, here are my requirements: I need a venue, you will search for suitable wedding venues. In the process, you should: consider location, capacity, amenities and pricing. Please do not: suggest venues that are already booked for the given date. Input the final result in a table format.

STEPS TO BUILD YOURS

1. **Set the context:** Start by specifying the role you want ChatGPT to play. This helps set the expectations and provides a frame of reference for the generated responses.
 2. **State the requirements:** Clearly state what you need from ChatGPT, such as a recommendation, solution, or answer. This helps narrow down the focus of the conversation.
 3. **Define the task:** Describe the specific task or action that ChatGPT should perform. This provides clarity on the desired outcome.
 4. **Provide details:** Specify any additional details or considerations that should be taken into account during the task.
 5. **Mention restrictions:** Clearly state any limitations or restrictions that should be followed. This helps avoid generating responses that are not suitable or desired.
 6. **Specify the desired format:** Indicate the format or structure in which you would like the final result to be presented. This ensures the generated output aligns with your expectations.
 7. **Provide examples:** Include examples to give ChatGPT a reference point and help it understand the type of response you are looking for. This can improve the quality and relevance of the generated answers.
- Remember, assigning ChatGPT a specific **role** and providing **clear instructions** through a well-constructed prompt increases the likelihood of obtaining **accurate and useful responses**.

ASSIGNMENT

- **Write** a comparative analysis essay
- **Conduct** a research project on...
- **Create** a historical timeline...
- **Design** and **develop** a web application that addresses...
- **Create** a business plan for a startup company, outlining the product or service, target market, marketing strategies, and financial projections.
- **Create** a multimedia presentation on the impact of ...
- **Develop** a marketing campaign for a new product launch, including strategies for market research, target audience identification, and promotional activities.
- **Conduct** an experiment to investigate the effects of...

TIPS

1. Define clear objectives.
2. Assigning a role is very important to get the most out of chatgpt.
3. Try to set restrictions and what to avoid always.
4. Give as many details as you can but always try to keep them organized.
5. Examples are a good way to give chatgpt an idea on how his answer should be.
6. Plugins & Addons add more features, use that to your advantage.

RESTRICTIONS

1. Use **{TYPE OF LANGUAGE}**
2. Use **{TYPE OF TONE}**
3. Write only **{Short/Long Sentences}**
4. Use **{TYPE OF STYLE}**
5. Use only **{TYPE OF SOURCES}**
6. For things like **{e.g: Names}** input only the word **{Var: Name}**
7. Don't be **{adjective}**
8. Give result only in the format of **{FORMAT, e.g: plain text}**

USEFULL PLUGINS

- Prompt Perfect
- Wolfram
- Zapier
- Canva
- Kayak
- Stories
- Instacart
- MixerBox OnePlayer
- Questmate Forms
- Image Editor
- Keymate.AI Search
- OpenTable
- VoxScript
- Link Reader
- Remove Duplicates

ChatGPT CheatSheet

ULTIMATE PROMPT

Keep in mind these specifications while you provide your answers:

- Play the role of a **{ROLE}**
- Requirements: I need a **{SOMETHING}**
- Task: You will **{TASK}**
- In the process, you should: **{DETAILS}**
- Please do not: **{RESTRICTIONS}**
- Input the final result in a **{FORMAT}**
- Here is some examples: **{EXAMPLES}**

EXAMPLE

Keep in mind these specifications while you provide your answers:

Play the role of a **librarian**

Requirements: I need a **book recommendation**

Task: You will suggest a **book**

In the process, you should: **Consider the reader's interests, genre preferences, and reading level**

Please do not: **Recommend books from the horror genre**

Input the final result in a descriptive format

Here are some examples: **"To Kill a Mockingbird" by Harper Lee, "1984" by George Orwell, "Pride and**

Prejudice" by Jane Austen

HOW IT SHOULD ACT?

This is a crucial aspect if you want the most out of ChatGPT, always assign it to a role

- Adventurous Travel Guide
- Innovative Product Designer
- Knowledgeable Historian
- Skilled Chef de Cuisine
- Versatile Language Translator
- Supportive Life Coach
- Resourceful Project Coordinator
- Empathetic Counselor
- Creative Content Writer
- Skillful UX/UI Designer
- Expert Financial Advisor
- Tech-savvy Digital Marketer
- Insightful Market Researcher
- Strategic Business Analyst
- Experienced Wedding Planner
- Agile Agile Product Owner
- Professional Photographer
- Intuitive User Support Specialist
- Dynamic Event Organizer
- Strategic Supply Chain Manager
- Skilled Interior Designer
- Versatile Musician
- Knowledgeable Nutritionist
- Supportive Career Coach
- Resourceful Business Dev Manager
- Empathetic Therapist
- Creative Video Editor
- Analytical Data Scientist
- Innovative Product Manager
- Insightful Market Analyst
- Strategic HR Consultant
- Agile Agile Coach
- Professional Illustrator
- Intuitive UX Researcher
- Expert Legal Advisor
- Tech-savvy SEO Specialist
- Versatile Project Engineer
- Dynamic Social Media Manager

WHAT SHOULD IT DO?

- Recommend
- Plan
- Create
- Explore
- Design
- Prototype
- Research
- Analyze
- Document
- Preserve
- Prepare
- Cook
- Plate
- Present
- Teach
- Guide
- Assist
- Develop
- Implement
- Solve
- Collaborate
- Communicate
- Evaluate
- Organize
- Strategize
- Coordinate
- Support
- Assess
- Manage
- Facilitate
- Optimize
- Innovate
- Inspire
- Mentor
- Delegate
- Foster
- Streamline
- Envision

HOW TO SHOWCASE THE OUTPUT?

- Table
- List
- Summary
- Plain text
- JSON
- HTML
- CSV
- XML
- Markdown
- PDF
- Image
- Audio
- Video
- Excel
- PowerPoint
- Word
- LaTeX
- GIF
- SVG
- Bullet Points
- Spreadsheet
- Long Article
- Short Paragraph
- RSS
- ZIP
- TAR
- SQL
- JavaScript
- CSV
- MP3
- WAV
- MP4
- JSON-LD
- RTF
- YAML
- Binary
- Tabular

DEFINE RESTRICTIONS

1. Use **{TYPE OF LANGUAGE}**
2. Use **{TYPE OF TONE}**
3. Write only **{Short/Long Sentences}**
4. Use **{TYPE OF STYLE}**
5. Use only **{TYPE OF SOURCES}**
6. For things like **{e.g: Names}** input only the word **{Var: Name}**
7. Don't be **{adjective}**
8. Give result only in the format of **{FORMAT, e.g: plain text}**

USEFULL PLUGINS

- Wolfram
- ScholarAI
- Zapier
- Data Interpreter
- Synthesia
- Noteable
- Webpilot
- ChatWithGit
- Avian
- Show Me Diagrams
- World Bank Data
- Telescope Labs
- AskYourPDF
- Quick Recal
- AI Tool Hunt



CHATGPT MASTERING CHALLENGE CHECKLIST

WHY CHATGPT?

ChatGPT can be beneficial in customer support, virtual assistance, content generation, language translation, education, creative writing, mental health support, research and information retrieval, programming assistance, and personalized recommendations.

TIPS

- Assign a role to chatpgt ("Act As...")
- Be Clear and Specific
- Give organized details
- Ask Direct Questions
- Set the Tone (friendly, professional...)
- Limit Response Length
- Ask for Sources
- Iterate, Refine, Train & give feedback
- Set clear restrictions & what to avoid

CHECKLIST

- Understand ChatGPT Capabilities.
- Research Top Usefull Prompts.
- Analyze Available Cheat Sheets.
- Research Top Plugins and Add-ons.
- Understand the Basic Guidelines to use ChatGPT.
- Analyze and Build your Own Prompt Structure.
- Set Clear Steps to Build a Prompt.
- Experiment with Different Structures and Prompts.
- Research Available Result Formats.
- Understand how to Set Restrictions.
- Use GPT ChatBots Teams by assigning each to a role and giving one's result to the other one.
- Evaluate, Analyse & Provide Feedback on the Answers Generated by ChatGPT

WHAT'S NEXT?

- Use your knowledge to your advantage
- Complete your tasks with ease
- Offer your knowledge/Expertise as a service online
- Don't stop learning, keep it up

USEFULL CHATGPT PLUGINS

- Zapier
- Keymate.AI Search
- Canva
- MixerBox OnePlayer
- Instacart
- OpenTable

OTHER USEFULL TOOLS

- Poe.com
- Claude.ai
- SeaArt.ai
- ArtBreeder.com
- Fliki.ai
- InVideo.io
- Copy.ai
- Copymatic.ai

Get the Best Results From ChatGPT

Ask yourself, do you really know how to talk to an AI?

Steps To Get The Best Result From ChatGPT	Example
<ul style="list-style-type: none">• Assign it to a role/character• Give it examples and the format you want the results to be• Suggest related prompts it could expand the discussion to• acknowledge when it does well and provide feedback when it doesn't• Propose hypothetical scenarios for it to weigh in on• See if it can explain topics to you from different perspectives• Check assumptions and implicit biases it might have• Re-focus the conversation periodically if it goes off track	<p>Act like a professional nutritionist, I need a detailed meal plan for a week-long weight loss program. Please provide a comprehensive list of breakfast, lunch, dinner, and snack options, including portion sizes and suggested calorie intake. Additionally, I would appreciate recommendations for nutritious ingredients and cooking methods to ensure a balanced and healthy eating plan. Before diving into the specifics, could you please share any dietary restrictions or preferences I should consider while formulating the meal plan?</p>

Key Words:

Word	Description
Act as	The role/character: e.g: professional seo copywriter
Tones	How to speak: friendly, professional, funny...
Clarity	Be clear about what you want
Spefiy	Specify your needs without unnecessary additions
Details	Give organized details to cover all the prospects
Examples	Examples are important to get exactly what you want
Format	Try to show the format of the result you wish
Avoid	Always set which things it should avoid
Reality	Be realistic about what'll get, ai read your mind
Size	Set the size and number of words of the text you want
Score	Ask it to score its answer & give something that is a 10/10

Other Usefull AIs:


Category	AI Name & Website
<ul style="list-style-type: none">• Chatbots• Image Creation• Video Creation• SEO writing	<ul style="list-style-type: none">• Poe.com Claude.ai bard.google.com• SeaArt.ai ArtBreeder.com• Fliki.ai InVideo.io• Copymatic.ai Copy.ai HyperWriteAI.com

Ultimate AIs Kit



Category	ChatBots	Image	Video
Top #1	ChatGPT	SeaArt	InVideo
Top #2	Poe	MidJourney	Fliki
Top #3	Claude	Stable Diffusion	Runway
Top #4	Bard	Nero	Pictory
Top #5	Bing AI	AirBreeder	Descript
Category	SEO Writing	Code Writing	Email Marketing
Top #1	Copymatic	Replit AI	SimpleMail
Top #2	Copy AI	CodeSquire	Alby
Top #3	HyperWrite	CodeWhisperer	EmailMagic
Top #4	Cohesive	IADev	Wrap AI
Top #5	HustleSEO	Unicode IT	LemList
Category	Music	Design	Social Media
Top #1	Samplette	Microsoft Designer	Qlip
Top #2	Endel	NOVA AI	Wavel
Top #3	Amadeus	Magic Studio	Unscreen
Top #4	Databots	Draw3D	Ocoya
Top #5	AIVA	Muse AI	Jeda AI

FIND YOUR FIT

THERESANAIFORTHAT.COM & INSIDERSEDGE.IO HAVE ALL AIS IN ALL CATEGORIES




ChatGPT CheatSheet



THE MAGIC PROMPT

The key to crafting the **MAGIC PROMPT** is simply by asking and creating an AI that can mimic the behavior of a specific professional or expert, this can greatly enhance its usefulness in providing tailored and specialized answers. By modeling the AI's responses after a professional, it can offer insights, advice, and information in a manner consistent with the expertise of that profession. This approach allows the AI to understand and address the specific needs and concerns of users, providing more accurate and relevant responses.



EXMAPLE #1


Act as a Professional Marketing Consultant...

EXMAPLE #2

You are a Professional Marketing Consultant...

EXMAPLE #3

You will be my Professional Marketing Consultant





GET MORE USEFULL RESULTS

More specific details provided to the AI empower you to receive increasingly valuable results, enabling the AI to better comprehend your needs and deliver tailored and precise responses.

LIMITATIONS

Sometimes, the AI can say that he is not the 'one you want him to be', e.g: Marketing Consultant, all you need to do is reform your message, AIs can be tricked easily sometimes.



OTHER USEFULL AIs

Claude

Poe.com

ArtBreeder

Jasper

MidJourney

InsidersEdge.io - AIs in All Categories

AI TEAMS ARE BETTER

If you are working alone, this may help you, try making a group of conversation, in which the AIs are gonna have different roles, don't ask an AI to do something that it's not included in his role so he continue to give the best results, also sometimes get an answer from one and give it to the other, he can give you something better.

OTHER TIPS

- If chatgpt stopped in the middle of answer, type 'continue'.
- Always try explaining all details.
- Try using two AIs, a one's result is your message to the other.
- "Please" is a good word, even for AI, our kindness is what makes us human.

